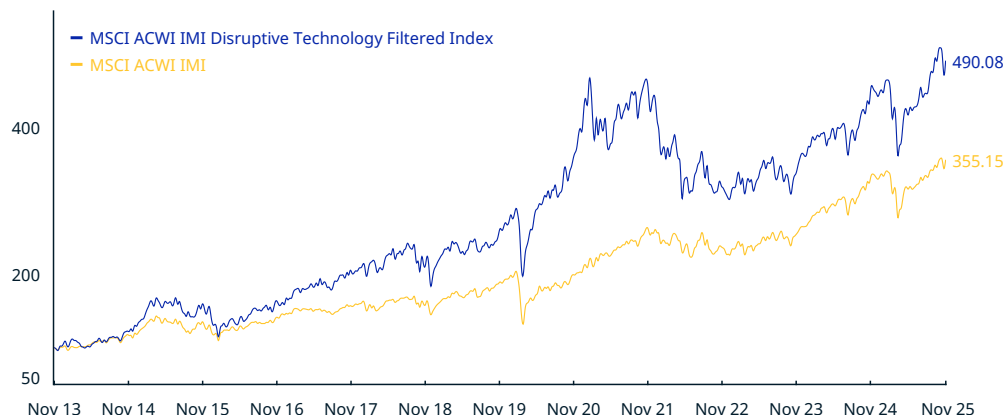


MSCI ACWI IMI Disruptive Technology Filtered Index (EUR)

The MSCI ACWI IMI Disruptive Technology Filtered Index captures large, mid and small-cap securities across 23 Developed Markets (DM) and 8 Emerging Markets (EM) countries*. The index aims to represent the performance of companies aligned to themes commonly associated with or described as “disruptive technology”.

For a complete description of the index methodology, please see [Index methodology - MSCI](#).

CUMULATIVE INDEX PERFORMANCE – NET RETURNS (EUR) (NOV 2013 – NOV 2025)



ANNUAL PERFORMANCE (%)

Year	MSCI ACWI IMI Disruptive Technology Filtered Index	MSCI ACWI IMI
2024	21.64	24.14
2023	20.14	17.47
2022	-30.29	-13.06
2021	10.16	27.20
2020	48.80	6.65
2019	35.53	28.68
2018	-3.50	-5.54
2017	27.23	8.87
2016	3.24	11.60
2015	19.29	8.96
2014	26.45	18.24

INDEX PERFORMANCE – NET RETURNS (%) (NOV 28, 2025)

	1 Mo	3 Mo	1 Yr	YTD	ANNUALIZED				Since Nov 26, 2013
					3 Yr	5 Yr	10 Yr		
MSCI ACWI IMI Disruptive Technology Filtered Index	-3.86	9.26	9.71	10.87	14.17	6.08	11.72	14.14	
MSCI ACWI IMI	-0.42	6.59	7.00	7.80	13.40	12.28	10.08	11.13	

FUNDAMENTALS (NOV 28, 2025)

Div Yld (%)	P/E	P/E Fwd	P/BV
0.81	38.11	24.22	6.14
1.70	23.21	18.91	3.28

INDEX RISK AND RETURN CHARACTERISTICS (NOV 26, 2013 – NOV 28, 2025)

	Beta	Tracking Error (%)	Turnover (%) ¹	ANNUALIZED STD DEV (%) ²			SHARPE RATIO ^{2,3}			Since Nov 26, 2013	MAXIMUM DRAWDOWN	
				3 Yr	5 Yr	10 Yr	3 Yr	5 Yr	10 Yr		(%)	Period YYYY-MM-DD
MSCI ACWI IMI Disruptive Technology Filtered Index	1.25	10.50	28.99	16.42	18.47	19.25	0.71	0.32	0.64	0.77	36.15	2021-11-16–2022-12-28
MSCI ACWI IMI	1.00	0.00	2.00	11.62	12.50	13.24	0.89	0.86	0.75	0.84	34.21	2020-02-19–2020-03-23

¹ Last 12 months

² Based on monthly net returns data

³ Based on EMMI EURIBOR 1M from Sep 1 2021 & on ICE LIBOR 1M prior that date

MSCI ACWI IMI Disruptive Technology Filtered Index (EUR)

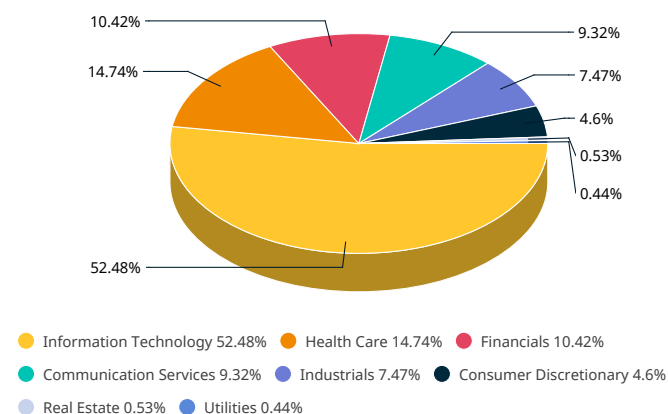
INDEX CHARACTERISTICS

	MSCI ACWI IMI Disruptive Technology Filtered Index	MSCI ACWI IMI
Number of Constituents	247	8,252
	Weight (%)	
Largest	2.95	4.16
Smallest	0.00	0.00
Average	0.40	0.01
Median	0.06	0.00

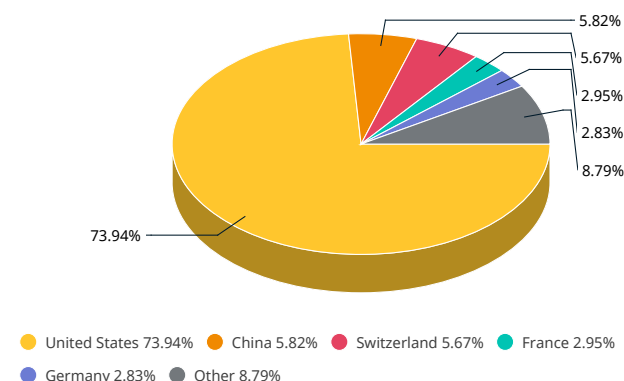
TOP 10 CONSTITUENTS

	Country	Index Wt. (%)	Parent Index Wt. (%)	Sector
BROADCOM	US	2.95	1.75	Info Tech
ALPHABET A	US	2.91	1.80	Comm Srvcs
ALPHABET C	US	2.90	1.51	Comm Srvcs
INTEL CORP	US	2.79	0.18	Info Tech
JOHNSON & JOHNSON	US	2.77	0.48	Health Care
ROCHE HOLDING GENUSS	CH	2.74	0.26	Health Care
APPLE	US	2.66	4.01	Info Tech
VISA A	US	2.57	0.55	Financials
ABB LTD	CH	2.56	0.11	Industrials
MASTERCARD A	US	2.55	0.45	Financials
Total		27.40	11.11	

SECTOR WEIGHTS



COUNTRY WEIGHTS



* DM countries include: Australia, Austria, Belgium, Canada, Denmark, Finland, France, Germany, Hong Kong, Ireland, Israel, Italy, Japan, Netherlands, New Zealand, Norway, Portugal, Singapore, Spain, Sweden, Switzerland, the UK and the US. EM countries include: Brazil, China, Malaysia, Mexico, South Africa, South Korea, Taiwan and Thailand.

ABOUT MSCI

MSCI (NYSE: MSCI Inc.) strengthens global markets by connecting participants across the financial ecosystem with a common language. Our research-based data, analytics and indexes, supported by advanced technology, set standards for global investors and help our clients understand risks and opportunities so they can make better decisions and unlock innovation. We serve asset managers and owners, private-market sponsors and investors, hedge funds, wealth managers, banks, insurers and corporates. To learn more, please visit www.msci.com.

The data, data feeds, databases, reports, text, graphs, charts, images, videos, recordings, models, metrics, analytics, indexes, assessments, ratings, scores, software, websites, products, services and other information delivered in connection with this notice (the "Information"): (a) are proprietary information of MSCI and its suppliers, (b) may not be used for commercial purposes without prior written permission from MSCI Inc. or its affiliates ("MSCI"), and (c) are not investment advice and must not be relied on as such. The Information and its use are further subject to the disclaimer at <https://www.msci.com/legal/notice-and-disclaimer>. As detailed therein, MSCI AND ITS SUPPLIERS MAKE NO EXPRESS OR IMPLIED WARRANTIES OF MERCHANTABILITY, FITNESS FOR A PARTICULAR PURPOSE OR OTHERWISE WITH RESPECT TO THE INFORMATION HEREIN AND DISCLAIM ALL LIABILITY TO THE MAXIMUM EXTENT PERMITTED BY LAW. For information about how MSCI collects and uses personal data, refer to <https://www.msci.com/privacy-pledge>.

© 2025 MSCI Inc. All rights reserved.

